

PDU :: Cables™

connect with us™

Innovator in Data Center EfficiencySM



PDU :: Cables™

AIRGUARD®
the cool choice.™

CABLES


PDU Cables is the leading manufacturer of UL Listed, custom power cable assemblies and the sole supplier of the Air Guard Cable Seal product line. Our main focus is to help you develop the correct cabling solution for your mission critical environment, in the quick-turn manner you require.

The PDU Cables Team prides themselves on being fast, reliable, and knowledgeable - remaining cost effective while providing the industry's highest quality power cables.

UNDER-FLOOR POWER SOLUTIONS

- ⌘ Liquid-Tight Conduit Cables
- ⌘ Field Wires
- ⌘ MC Cables
- ⌘ Molded Cord Assemblies

NOTE: Cable and field wire configuration charts on pages 8 & 9.



CUSTOM, UNDER-FLOOR CABLE CONFIGURATION OPTIONS:

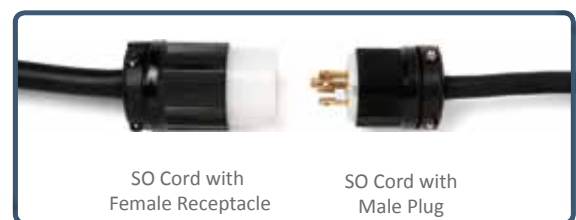
- ⌘ Single or multiple circuit cables
- ⌘ Cables and tails cut to any length
- ⌘ Eleven liquid-tight conduit colors in stock - identify and ensure utilization of dual corded servers
- ⌘ Plug-in and bolt-in style circuit breakers in stock for your convenience
- ⌘ Variety of mounting options available (ie. uni-strut, pedestal mounts or bolts)



DROP-DOWN POWER SOLUTIONS

- ⌘ SO Cord assemblies with male plugs and /or female connectors
- ⌘ Tray Cable assemblies with male plugs and/or female connectors


NOTE: SO Cord and Tray Cable configuration charts on pages 10 & 11.



NOTE: In-line and box style devices available.



Underwriters Laboratory (UL) is the standard for safety and compliance.



PDU Cables meets all requirements of UL to assure the electrical inspector that the cables will meet the stringent UL Standards and not cause electrical hazards in your mission critical facility.

All cables are manufactured with UL Listed components and are certified as a complete UL Listed assembly.

An important labor savings benefit that the UL Listing provides, under the National Electrical Code (NEC) Article 350.30(A) [see right], is that PDU Cables' power distribution cables do NOT have to be securely fastened in place every 4.5 feet – expediting cable installation and integration.

ARTICLE 350.30(A)

LFMC shall be securely fastened in place by an approved means within 300mm (12in.) of each box, cabinet, conduit body or other conduit termination and shall be supported and secured at intervals not to exceed 1.4m (4.5ft)

ARTICLE 645.5(F)

Power cables and associated boxes, connectors, plugs, and receptacles that are LISTED as part of, or for, Information Technology Equipment shall NOT be required to be secured in place.



All PDU Cables are thoroughly factory-tested and checked to ensure unsurpassed performance and reliability.

Ground continuity and Hi-Pot quality assurance testing is performed on each complete cable assembly. These tests meet, and exceed, UL requirements for data processing equipment cables.

Testing ensures the following:

- ⊗ Proper ground integrity
- ⊗ Continuity
- ⊗ No insulation leakage
- ⊗ Proper phase rotation
- ⊗ Circuit voltage capacity (tested at twice-rated circuit voltage plus 1000 volts)

Each cable is marked with the manufacture date. Test reports are retained for each cable by circuit and panel number. Individual test documents are available upon request, for all cable orders.

PDU :: Cables — connect with us

HIPOT Test Results

SO #	Panel		Barrel #:		Length	Pass/Fail
	Panel	Circuit #	Equipment	Recept.		
1						
2						
3						
4						
5						
6						
7						
8						
9						
10						
11						
12						
13						
14						
15						
16						
17						
18						
19						
20						
21						
22						
23						
24						
25						
26						
27						
28						
29						
30						

Sample Test Report

CABLE QUALITY

Committed to exceeding the needs of our customers, PDU Cables provides quality products supported by excellent service and in-house expertise.

With over 30 years of engineering, manufacturing, and facility management experience, no cabling project is new to us. We are expert trouble-shooters that can see and counteract obstacles, before they occur.

As the leader in quality and innovation, PDU Cables is the first independent cable assembly company to introduce colored conduit in to the power distribution market, the first to obtain a UL Listing, and the first company to introduce a cable configuration software tool, the Power Cable and Equipment Configurator.

PDU Cables' assemblies are manufactured in a controlled environment with industrial grade devices that meet UL Standards and are engineered to the highest level of quality for unequaled reliability and safety.

If your data center is mission critical, uptime depends on the integrity of your electrical system - Rely on PDU Cables to provide a complete prefabricated power distribution assembly solution to ensure high reliability for your mission critical environment.

CABLE LABELING

PDU Cables offers a FREE custom labeling option that specifies your exact custom cable requirements.

The labels are protected by clear heat shrink tubing to prevent alteration or accidental removal, and are located at both ends of the cable (or located per customer specification) for convenient identification.

IDENTIFICATION LABELS REFERENCE:

- ⊗ UL Certification
- ⊗ PDU/RPP Identification
- ⊗ Circuit Number
- ⊗ Cable Length
- ⊗ Equipment
- ⊗ Device Type

NOTE: Custom label fields available for additional required label information

STANDARD QUALITY COMPONENTS:

- ⊗ Die Cast weatherproof boxes
- ⊗ Industrial grade receptacles
 - ⊗ Russell Stoll – inline or box type
 - ⊗ IEC309 – pin and sleeve
 - ⊗ NEMA – standard locking or straight blade
- ⊗ Stainless steel faceplates
- ⊗ Liquid-tight conduit with integrated copper ground
- ⊗ THHN wire

NOTE: Custom components available upon request



Sample Cable Label

PACKAGING

The custom built power cable assemblies are coiled in sturdy fiber drums, from shortest to longest cable length for ease of in-row installation, and barreled by PDU designation (or any other customer provided specification).

Each drum is labeled with a barrel sheet that identifies contents, making installation simple and efficient.

Fiber drums provide cable protection during shipment and are easy to move around the job site.

Cables are wiped clean prior to barreling to ensure cleanliness in the data center.



Barrel with label showing contents and test results

CUSTOMER EXPERIENCE

PDU Cables is your single source for a quick, hassle-free order; our knowledgeable staff can answer your technical questions.

Let PDU Cables help you develop your cabling and custom labeling specifications from your engineered drawings. Our 'Factory Take-off' is FREE of charge.

FAST PRODUCTION AND GUARANTEED ON-TIME DELIVERY

Most orders are built and shipped with 24 hours. Numerous U.S. locations, via standard freight, are a one to three day shipping point.

WARRANTY & REPLACEMENT GUARANTEE

PDU Cables ensures that all cable assemblies and Air-Guard products are free from defects in quality and workmanship from the date of original purchase. If any product should fail because of a manufacturing defect within 90 days of shipment, contact your Regional Sales Manager immediately.

To ensure your cables are warranted beyond the 90 day standard warranty, please contact PDU Cables to register for the Lifetime Warranty Program.

PDU Cables' warranty excludes connectors, circuit breakers, and devices and does not cover damages due to accidents, abuse, or improper installation.

POWER CABLE AND EQUIPMENT CONFIGURATOR TOOL

The Power Cable and Equipment Configurator Tool enables you to create custom cable assembly plans. Use this tool to easily enter cable and label specifications, and to document equipment moves and changes. Download this FREE software tool at pducables.com.

STEP 1: Power Cable & Equipment Configurator

Cable No.	PDU-PANEL	Circuit #	Equipment	Receptacle or Field Wire Type	Cable Length	Volts/ Amps	Phase	Conduit Size	Conduit Color
1	PDU B/1	1	Cabinet D1	L520R1	30	120/20	1	1/2"	Orange
2	PDU B/1	3,5	Cabinet D1	L630R1	30	208/30	1	1/2"	Yellow
3	PDU B/1	7	Cabinet D3	L520R1	45	120/20	1	1/2"	Green
4	PDU B/1	9,11	Cabinet D3	L630R1	45	208/30	1	1/2"	Blue
5	PDU B/1	13	Cabinet D5	S20R2	50	120/20	1	1/2"	Orange
6	PDU B/1	15	Cabinet E6	L520R1	50	120/20	1	1/2"	Orange

STEP 2: Label is customized

STEP 3: Customized Label is applied to conduit

ENTER SPECIFICATIONS TO CONFIGURATOR

- Use drop down menus to select receptacle or field wire types. Standard electrical specifications will automatically populate for the selected assembly.

ELECTRICAL SPECIFICATIONS:

- ⊗ Poles / amps
- ⊗ Phase
- ⊗ Volts
- ⊗ Conduit size
- ⊗ Wire quantity / gauge

NOTE: upgrades in conduit and wire size available.

- Use the custom cable configuration fields to complete your assembly, exact to your specific need.

CUSTOM FIELDS:

- ⊗ Cable length
- ⊗ Conduit color
- ⊗ Breaker brand / style

NOTE: Additional custom options available.

ADVANTAGES OF THE CONFIGURATOR:

- ⊗ Detailed power cable specifications automatically provided
- ⊗ Customized equipment labeling fields
- ⊗ Same day pricing with electronic submittal
- ⊗ Excellent tool for future cable and equipment management
- ⊗ Convenient online tool with easy access day or night

POWER CABLE CONFIGURATIONS

PART NO.	RECEPTACLE	SERVICE			BREAKER		WIRE		CONDUIT
		Volts	AMP	Phase	P	A	Quantity	Size	Inches
RUSSELLSTOLL® CONNECTORS									
IBM A	RS 3913	208	20	1	2	20	3	12 AWG	.5
IBM A-U1	RS 3913-U1	120	20	1	1	20	3	12 AWG	.5
IBM A-U2	RS 3913-U2	208	15	1	2	15	3	12 AWG	.5
IBM B	RS 3914	208	15	3	3	15	4	12 AWG	.5
IBM C	RS 3933	208	30	1	2	30	3	10 AWG	.5
IBM D	RS 3934	208	30	3	3	30	4	10 AWG	.5
IBM E	RS 7428	208	60	3	3	60	4	6 AWG	.75
IBM F	RS JCS1034H	208	100	3	3	100	4	3 AWG	1.25
IEC 309 CABLES									
320C6W	A3206C6W	250	20	1	2	20	3	12 AWG	.5
330C6W	330C6W	250	30	1	2	30	3	10 AWG	.5
360C6W	A3606C6W	250	60	1	2	60	3	6 AWG	.75
420C9W	420C9W	208	20	3	3	20	4	12 AWG	.5
430C7W	430C7W	480	30	3	3	30	4	10 AWG	.5
430C9W	430C9W	250	30	3	3	30	4	10 AWG	.5
460C9VO	460C9VO	208	60	3	3	60	4	6 AWG	.75
460C9W	460C9W	208	60	3	3	60	4	6 AWG	.75
4100C9	4100C9	250	100	3	3	100	4	2 AWG	1.25
560C9W	560C9W	208	60	3	3	60	5	6 AWG	1.0
5100C9W	5100C9W	208	100	3	3	100	5	2 AWG	1.25
NEMA STRAIGHT BLADE CABLES									
515R1*	5261	120	15	1	1	15	3	12 AWG	.5
515R2*	5262	120	15	1	1	15	3	12 AWG	.5
515R4*	5262 (2)	120	15	1	1	15	3	12 AWG	.5
520R1*	5361	120	20	1	1	20	3	12 AWG	.5
520R2*	5362	120	20	1	1	20	3	12 AWG	.5
520R4*	5362 (2)	120	20	1	1	20	3	12 AWG	.5
530R1*	9308	120	30	1	1	30	3	10 AWG	.5
550R1	9360	120	50	1	1	50	3	8 AWG	.5
615R1*	5661	208	15	1	2	15	3	12 AWG	.5
615R2*	5662	208	15	1	2	15	3	12 AWG	.5
615R4*	5662 (2)	208	15	1	2	15	3	12 AWG	.5
620R1*	5461	208	20	1	2	20	3	12 AWG	.5
620R4*	5462 (2)	208	20	1	2	20	3	12 AWG	.5
630R1*	9330	208	30	1	2	30	3	10 AWG	.5
1420R1	8410	120/208	30	1	2	20	4	12 AWG	.5
1430R1	9430	120/208	30	1	2	30	4	10 AWG	.5
1450R1*	9450	120/208	50	1	2	50	4	8 AWG	.75
NEMA STANDARD LOCKING CABLES									
L515R1*	4710	120	15	1	1	15	3	12 AWG	.5
L515R2*	4700	120	15	1	1	15	3	12 AWG	.5
L520R1*	2310	120	20	1	1	20	3	12 AWG	.5
L530R1*	2610	120	30	1	1	30	3	10 AWG	.5
L615R1*	4560	208	15	1	2	15	3	12 AWG	.5
L615R2*	4550	208	15	1	2	15	3	12 AWG	.5
L620R1*	2320	208	20	1	2	20	3	12 AWG	.5
L630R1*	2620	208	30	1	2	30	3	10 AWG	.5
L715R1	4760	208	15	1	2	15	3	12 AWG	.5
L1420R1*	2410	120/208	20	1	2	20	4	12 AWG	.5
L1430R1*	2710	120/208	30	1	1	30	4	10 AWG	.5
L1520R1*	2420	208	20	3	3	20	4	12 AWG	.5
L1530R1*	2720	208	30	3	3	30	4	10 AWG	.5
L2120R1*	2510	208	20	3	3	20	5	12 AWG	.5
L2130R1*	2810	208	30	3	3	30	5	10 AWG	.5

FIELD WIRE CONFIGURATIONS

FIELD WIRE PART NO.	SERVICE		
	Volts	AMP	Phase
F312-11	120	15	1
F312-12	120	20	1
F310-13	120	30	1
F308-14	120	40	1
F306-15	120	50	1
F306-16	120	60	1
F312-21	208	15	1
F412-21	120/208	15	1
F312-22	208	20	1
F412-22	120/208	20	1
F310-23	208	30	1
F410-23	120/208	30	1
F308-24	208	40	1
F408-24	120/208	40	1
F308-25	208	50	1
F408-25	120/208	50	1
F306-26	208	60	1
F406-26	120/208	60	1
F306-27	208	70	1
F406-27	120/208	70	1
F306-28	208	80	1
F404-28	120/208	80	1
F412-31	208	15	3
F512-31	120/208	15	3
F412-32	208	20	3
F512-32	120/208	20	3
F410-33	208	30	3
F510-33	120/208	30	3
F408-34	208	40	3
F508-34	120/208	40	3
F406-35	208	50	3
F506-35	120/208	50	3
F406-36	208	60	3
F506-36	120/208	60	3
F404-37	208	70	3
F504-37	120/208	70	3
F404-38	208	80	3
F504-38	120/208	80	3
F402-39	208	90	3
F502-39	120/208	90	3
F402-310	208	100	3
F502-310	120/208	100	3

SO CORD CONFIGURATIONS

PART NO.	CONNECTOR	PLUG	AMPS	VOLTS
L515C-SO	L515C	N/A	15A	125V
L515P-SO	N/A	L515P	15A	125V
L515C-L515P-SO	L515C	L515P	15A	125V
L520C-SO	L520C	N/A	20A	125V
L520P-SO	N/A	L520P	20A	125V
L520C-L520P-SO	L520C	L520P	20A	125V
L530C-SO	L530C	N/A	30A	125V
L530P-SO	N/A	L530P	30A	125V
L530C-L530P-SO	L530C	L530P	30A	125V
L615C-SO	L615C	N/A	15A	250V
L615P-SO	N/A	L615P	15A	250V
L615C-L615P-SO	L615C	L615P	15A	250V
L620C-SO	L620C	N/A	20A	250V
L620P-SO	N/A	L620P	20A	250V
L620C-L620P-SO	L620C	L620P	20A	250V
L630C-SO	L630C	N/A	30A	250V
L630P-SO	N/A	L630P	30A	250V
L630C-L630P-SO	L630C	L630P	30A	250V
L1520C-SO	L1520C	N/A	20A	250V
L1520P-SO	N/A	L1520P	20A	250V
L1520C-L1520P-SO	L1520C	L1520P	20A	250V
L1530C-SO	L1530C	N/A	30A	250V
L1530P-SO	N/A	L1530P	30A	250V
L1530C-L1530P-SO	L1530C	L1530P	30A	250V
L2120C-SO	L2120C	N/A	20A	120/208V
L2120P-SO	N/A	L2120P	20A	120/208V
L2120C-L2120P-SO	L2120C	L2120P	20A	120/208V
L2130C-SO	L2130C	N/A	30A	120/208V
L2130P-SO	N/A	L2130P	30A	120/208V
L2130C-L2130P-SO	L2130C	L2130P	30A	120/208V

NOTE: Common, locking style SO Cord assemblies listed. Straight blade and other devices available. Contact PDU Cables for custom assembly requirements.





5401 Smetana Drive · Minnetonka, MN 55343
P: 866.631.4238 · F: 800.336.2801 · pducables.com